

ASX announcement

One Company
Many Brands



9 October 2013

Suncorp Group Limited - Reinsurance Program

Please find attached a short presentation on the Suncorp Group's catastrophe reinsurance program for the 2014 financial year which will be presented to insurance analysts today.

The presentation provides some basic worked examples of the Suncorp Group's drop-down aggregate covers.

A handwritten signature in cursive script that reads "Darren Solomon".

Darren Solomon
Company Secretary
Suncorp Group Limited

attach.

Suncorp Group Limited

Analyst Reinsurance session

9 October 2013

**One Company
Many Brands**



Suncorp results presentation

Agenda

Introduction

Anthony Day
CEO Commercial Insurance

Reinsurance Framework

Michael Miller
CFO Commercial Insurance

**Reinsurance Markets and
Placement**

Tony Smith
EM – Group Reinsurance

Modelling

Andrew Huszczo
Appointed Actuary General Insurance

Q&A

Introduction

Key considerations

Underwriting



**Capital
Requirements**

The reinsurance process

Framework of decisions

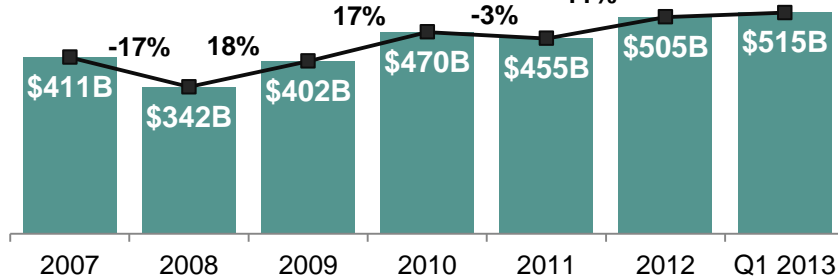


Global Reinsurer Capital

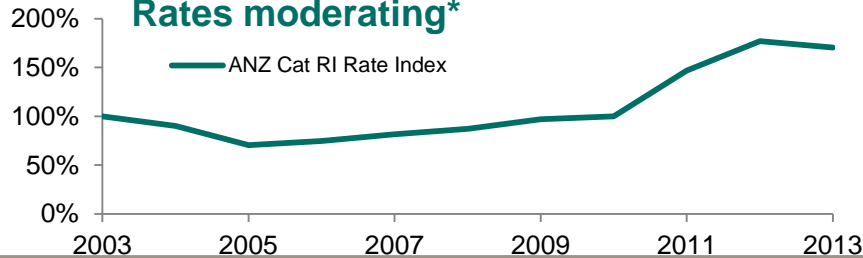
Snapshot of the industry

Buoyant Reinsurance market

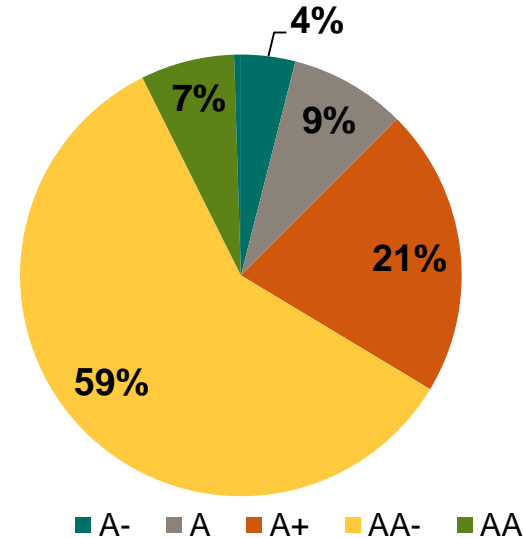
Estimate of traditional capacity*



Rates moderating*

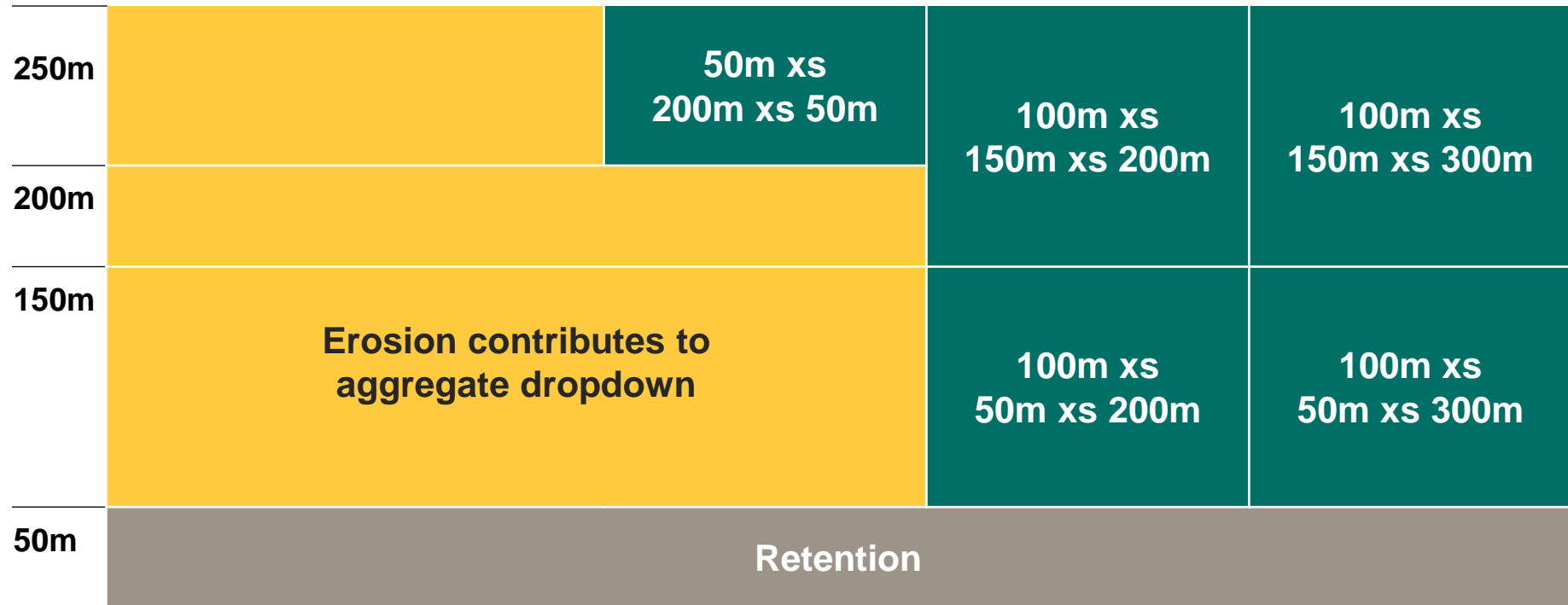


Suncorp FY14 property program Strong counterparty credit



FY14 Reinsurance program

Drop-down aggregate program - Australia




7

FY14 Drop-down aggregate program

Worked example: Four events - \$150 million each


	Loss 1 (A\$m)	Loss 2 (A\$m)	Loss 3 (A\$m)	Loss 4 (A\$m)
Gross	150	150	150	150
Net	150	150	50	50



FY14 Drop-down aggregate program

Worked example: Three events for \$250 million

	Loss 1 (A\$m)	Loss 2 (A\$m)	Loss 3 (A\$m)
Gross	250	250	250
Net	250	200	50



Risk modelling

Looking through the cycle

Inputs

- 17 years of Suncorp data
- 45 years of industry data
- Multiple catastrophe models, both internal and external

Modelling Process

- Attritional claims
- Events between \$5 million and \$100 million based on internal data
- Events above \$100 million via stochastically simulated losses

Modelling outcomes

- ICRC
- Natural hazard allowance (FY14 \$565 million)
- Pricing ability
- Group capital model
- Reinsurance Limit

Natural hazard allowance

Three key components

Attritional

- 17 years of Suncorp inflated and adjusted data
- Higher weighting to most recent 5 years



\$5m - \$100m

- 17 years of Suncorp data
- Modelled using frequency and size approach
- Frequency a blend of industry and internal data
- Size based on internal data



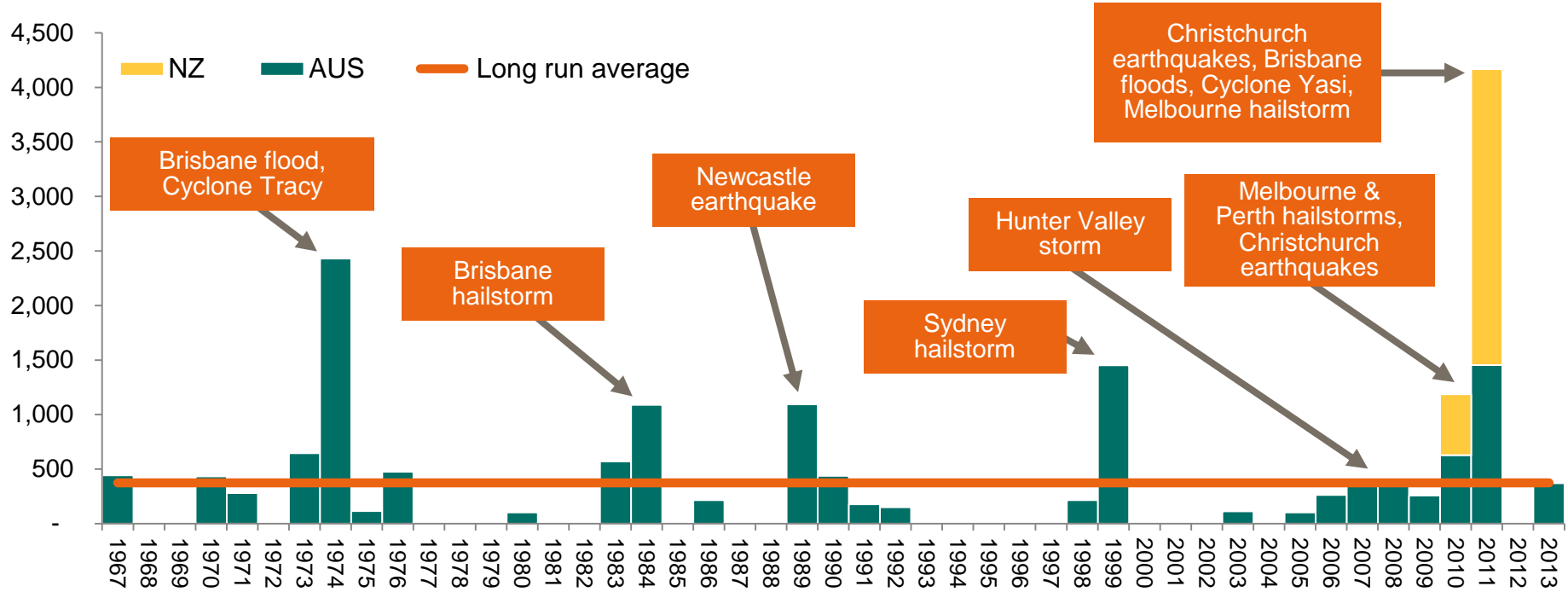
\$100m+

- Multiple catastrophe models, both internal and external
- 45 years of industry data

Natural hazards since 1967

Suncorp long-term catastrophic loss experience (normalised*)

Events greater than \$100 million, gross of all reinsurance



* In 2013 dollars based on increases in market share, population growth and sums insured.

Summary

Closing

Framework

- Cost vs Capital vs Earnings volatility

Reinsurance market

- Healthy reinsurance market

Risk Selection Modelling

- Core discipline of Suncorp

Contact Details

Sam Miller

samantha.miller@suncorp.com.au

+61 7 3135 2415

Mark Ley

mark.ley@suncorp.com.au

+61 7 3135 3991

Nick Perchey

nick.perchey@suncorp.com.au

+61 2 8121 9206

Nicole McGinn

nicole.mcginn@suncorp.com.au

+61 7 3135 3993

Andrew Dempster

andrew.dempster@suncorp.com.au

+44 20 3178 8388

One Company
Many Brands



Important disclaimer

This report contains general information which is current as at 9 October 2013. It is information given in summary form and does not purport to be complete.

It is not a recommendation or advice in relation to the Group or any product or service offered by Suncorp or any of its subsidiaries. It is not intended to be relied upon as advice to investors or potential investors, and does not take into account the investment objectives, financial situation or needs of any particular investor. These should be considered, with or without professional advice, when deciding if an investment is appropriate.

This report should be read in conjunction with all other information concerning Suncorp filed with the Australian Securities Exchange (ASX).

The information in this report is for general information only. To the extent that the information may constitute forward-looking statements, the information reflects Suncorp's intent, belief or current expectations with respect to our business and operations, market conditions, results of operations and financial condition, capital adequacy, specific provisions and risk management practices at the date of this report. Such forward-looking statements are not guarantees of future performance and involve known and unknown risks and uncertainties, many of which are beyond Suncorp's control, which may cause actual results to differ materially from those expressed or implied.

Suncorp undertakes no obligation to update any forward-looking statement to reflect events or circumstances after the date of this report (subject to ASX disclosure requirements).